

## 360° Self-leveling Tri-Plane Green Laser




### BART-3DG TRI-PLANE 360° LASER LEVEL



### Features

- Most powerful linear laser range! 130 feet indoor and use a receiver to achieve 230 feet.
- Ultra bright green laser lines fit for all floor, wall and ceiling works.
- 360° automatic self-leveling tri-plane green laser level.
- Fine-tuning rotating base: ideal for plastering work.
- Pendulum lock mode for inclined planes.
- Outdoor friendly.
- 3 power options: lithium-ion battery, standard AA batteries, or DC adaptor.
- Over-mold allowing shock and water/dust resistance.



### Specification

Working Range	130 ft. indoor
Accuracy	1/8" at a range of 60 ft.
Self-leveling range	±4°
Laser class/ Wavelength	Class IIM/ 532nm
Waterproof/dustproof	IP54
Power supply	3.7V Li-ion battery/ 4 x AA batteries/ DC charger (all included)
Operating temperature	-10°C - 40°C
Incline mode	Transport Lock & Individually shiftable function
Out-of-level-indication	Optical signals
Tripod thread	1/4" & 5/8"



**BEITER LASER. Beiter- Build Better-** originated from a new idea that aims to improve the home renovation experience through building a better home and building a better life.

Beiter is a profound international brand of Woodwell Group, a company with over 35 years of experience in manufacturing and distributing professional level construction tools. With a separate sector in the States, Beiter is based in California and has launched off at numerous trade shows. Currently, Beiter serves the Americas, Europe, and Middle East region.

Beiter first originated from the German word "bauarbeiter," which means professional home builder. It aims to focus on our users that range from home builders to professional and large scale projects.

## 360° Self-leveling Tri-Plane Red Laser



# BART-3D

## TRI-PLANE 360° LASER LEVEL



### Features

- 90 feet indoor and use a receiver to achieve 230 feet.
- 360° automatic self-leveling tri-plane red laser level.
- Fine-tuning rotating base: ideal for plastering work.
- Cone diode makes convenient for work close to surface in 6mm distance.
- Straightforward plumb function using laser crosses.
- TPE cover for drop proof protection and IP54 for water/ dust resistance.
- 3 power options: lithium-ion battery, standard AA batteries, or DC adaptor.
- Over-mold allowing shock and water/dust resistance.



### Specification

Working Range	90 ft. indoor
Accuracy	1/8" at a range of 60 ft.
Self-leveling range	±4°
Laser class/ Wavelength	Class IIM/ 660nm
Waterproof/dustproof	IP54
Power supply	3.7V Li-ion battery/ 4 x AA batteries/ DC charger (all included)
Operating temperature	-10°C - 40°C
Incline mode	Transport Lock & Individually shiftable function
Out-of-level-indication	Optical signals
Tripod thread	1/4" & 5/8"





# BRODY-X4P



## Self-leveling 4-point Alignment **RED** 2-in-1 Laser with 4 points plus a cross-line combo

- 2-in-1 Laser with 4 points plus a cross-line.
- Ultra-bright **red** laser points and lines.
- For horizontal leveling, vertical alignment, squaring, layout, and plumb point transfer.

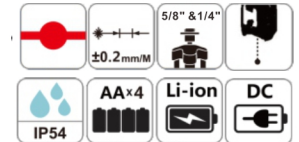
### Features

- Front cross-line with 4 points.
- 90 ft. indoor working range.
- Receiver mode for 230ft. distances.
- 3 power options: lithium-ion battery, standard AA batteries, or DC adaptor.



### Specification

Working Range	90ft. working range, Use receiver LR-70 under bright condition
Accuracy	1/8" at a range of 60 ft.
Self-leveling range	±4°
Laser class/ Wavelength	Class IIM/ 635nm for line & dots; 660nm for plumb point.
Waterproof/ dustproof	Ip54
Power supply	3.7V Li-ion battery/ 4 x AA batteries/ DC charger (all included)
Operating temperature	-10°C - 40°C
Incline mode	Transport Lock & Individually shiftable function
Out-of-level-indication	Optical signals
Tripod thread	1/4" & 5/8"



# BRODY-X4PG

## Self-leveling 4-point Alignment **GREEN** 2-in-1 Laser with 4 points plus a cross-line combo




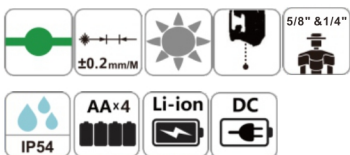
- 2-in-1 Laser with 4 points plus a cross-line.
- Ultra-bright **green** laser points and lines.
- For horizontal leveling, vertical alignment, squaring, layout, and plumb point transfer.

### Specification

Working Range	130ft. working range, Use receiver LR-90 under bright condition
Accuracy	1/8" at a range of 60 ft.
Self-leveling range	±4°
Laser class/ Wavelength	Class IIM/ 515nm for line & dots; 660nm for plumb point.
Waterproof/ dustproof	IP54
Power supply	3.7V Li-ion battery/ 4 x AA batteries/ DC charger (all included)
Operating temperature	-10°C - 40°C
Incline mode	Transport Lock & Individually shiftable function
Out-of-level-indication	Optical signals
Tripod thread	1/4" & 5/8"

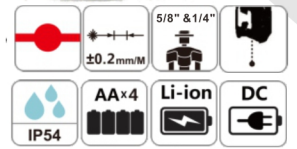
### Features

- Front cross-line with 4 points **green** laser.
- 130 ft. indoor working range.
- Receiver mode for 230ft. distances.
- 3 power options: lithium-ion battery, standard AA batteries, or DC adaptor.



## Self-leveling Crossline **RED** laser with Ceiling Point and Plumb Point

- 2-in-1 Laser with 2 points plus a cross-line.
- Ultra-bright **red** laser points and lines.
- For horizontal leveling, vertical alignment, squaring, layout, and plumb point transfer.



### Features

- Front cross-line red laser with ceiling point and plumb point .
- 90 ft. indoor working range.
- Receiver mode for 230ft. distance.
- 3 power options for extended longevity and adaptable environments.

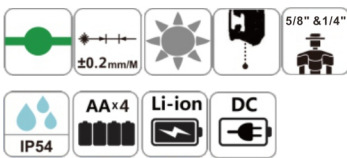
### Specification

Working Range	90ft. working range, Use receiver LR-70 under bright condition
Accuracy	1/8" at a range of 60 ft.
Self-leveling range	±4°
Laser class/ Wavelength	Class IIM/ 635nm for line & ceiling dot; 660nm for plumb point.
Waterproof/ dustproof	IP54
Power supply	3.7V Li-ion battery/ 4 x AA batteries/ DC charger (all included)
Operating temperature	-10°C - 40°C
Incline mode	Transport Lock & Individually shiftable function
Out-of-level-indication	Optical signals
Tripod thread	1/4" & 5/8"



## Self-leveling Cross line **GREEN** laser with Ceiling Point and Plumb Point

- Highly visible **green** cross-line.
- For ceiling point and plumb point for horizontal leveling and vertical alignment.
- Audio incline alert and Incline lock feature.



### Features

- Front cross-line green laser with ceiling point and plumb point .
- 130 ft. indoor working range.
- Receiver mode for 230ft. distance.
- 3 power options for extended longevity and adaptable environments.

### Specification

Working Range	130ft. working range, Use receiver LR-90 under bright condition
Accuracy	1/8" at a range of 60 ft.
Self-leveling range	±4°
Laser class/ Wavelength	Class IIM/ 515nm for line & ceiling dot; 660nm for plumb point.
Waterproof/ dustproof	IP54
Power supply	3.7V Li-ion battery/ 4 x AA batteries/ DC charger (all included)
Operating temperature	-10°C - 40°C
Incline mode	Transport Lock & Individually shiftable function
Out-of-level-indication	Optical signals
Tripod thread	1/4" & 5/8"



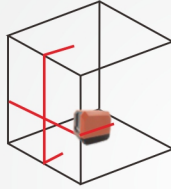




Includes  
L-Clamp



Also available  
in green laser



Includes  
L-Clamp



Also available  
in green laser



## TED-L2 Pocket-sized Self-leveling Crossliner with Mount

Self Leveling Cross Lines: horizontal & vertical  
32ft (10m) or Green: 82ft (25m) indoor working range  
Accuracy: 1/5" (5mm) at a range of 30 ft (10m).  
Transport Lock helps prevent damage to internal components  
Compact, lightweight design

## TED-L4 3-line Self-leveling Crossliner with lateral 90° laser and slope function (w/ Flexible Clamp)

Self Leveling Cross Lines: 1 horizontal & 2 vertical  
32ft (10m) or Green: 82ft (25m) indoor working range  
Accuracy: 1/5" (5mm) at a range of 30 ft (10m).  
Transport Lock helps prevent damage to internal components  
Compact, lightweight design

## RR360 / GR360

### Beiter Motorized Rotary Laser



Technical Specifications:	
Laser Features:	Motorised horizontal and vertical scanning
Working Range with receiver (m)	Red laser: 400m (diameter) Green laser: 600m (diameter)
Accuracy, mm/m	±0.05
Self-leveling range, °	±5°
Laser Class/ wavelength	Class 3R 635nm for red laser / 532nm for green laser
Waterproof/ Dustproof rating	IP65
Horizontal laser angle, °	360
Vertical laser angle, °	360
Tripod Thread	5/8"
Power Supply	4 x C NiMH rechargeable batteries
Operating Temperature, °C	-10°C-45°C
Weight, kg	2
DC charger	Yes
Out-Of-Level indication	Optical signals
Incline Mode	Yes



#### Pro Package:

(1) Rotary laser, (1) laser intensive glasses, (1) laser target, (1) remote control, (1) receiver and clamp, (1) rechargeable Ni-MH battery pack with charger (already installed in the instrument), (1) instruction manual, (1) hard carrying case



# Beiter 32x Automatic Optical Level



- Includes:**
- Automatic Optical Level
  - Plumb Bob
  - Hard Carrying Case
  - Tool Kit

## The most accurate optical levels on site

- Flexibility – The BOL series is designed to be used for all types of surveying tasks, including routine leveling on construction sites, check or monitor buildings, railways or roads.
- Highest accuracy and reliability - Get reliable and precise leveling results. The top-class optical quality of Beiter Laser System always delivers a high contrast image and makes the read-out precise and easy even in unfavorable light conditions.
- High temperature stability and fast set-up - Use the coarse movement of the focusing knob for rapid setting with minimum turning. The fine movement gives the final touch

## Specification

Magnification	32X
Image	Erect image
Objective aperture	≥42mm
Min.focusing distance	0.3mm
Stadia multiplications constant	100
Stadia additive constant	0
Resolution	≤4"
Working range	15'
Compensating error	≤ ±0.3"/1'
Setting accuracy	≤ ±0.5"
Scale graduation range	360°/400G
Scale minimum value	1" /1gon
GO/RE observations error	±2mm/km
Sensitivity of circular bubble	8'/2mm
Base screw	M16 or 5/8" X1/11" (optional)
Environmental temperature	-25°C to ±50°C

## ACCESSORIES

### LR-70 / LR-90G

Laser Receive with clamp



### L-Clamp

Multi-angle clamp 1/4" adaptor



### L213B-RB

Rotating Base with Angle Scale



### LB-FRB1

Fine-tuning Rotating Base



Rotates 360° by the precision of a fine adjustment knob, while staying centered on the plumb point

### LWP-RMX

Heavy Duty Magnetic Rotating Wall Mount



### LWP-8M

Multi-angle Magnetic Wall Bracket



### BTP-32

3.2m Floor to Ceiling Pole with pedal



### BT 160FH/BT160DH

1.6m Builders Tripod



### T102/ T120/ T150

1m/1.2m/ 1.5m Elevating Tripo



### BE-STAFF

Telescopic leveling staff 5m 5-secion 2-sided staff



Multiple angles







# BEITER

BUILD BETTER

## CORDLESS DRILL / DRIVER

### Lithium-ion Power

### BT415-12V

### BT415-16V

#### Features

- Compact, lightweight design fits into tight areas.
- Ergonomic Handle delivers comfort and control.
- High speed transmission delivers 2 speeds (BT415-12V: 0-350 & 0-1350 rpm; BT415-16V: 0-450 & 0-1600 rpm ) for a range of fastening and drilling applications.
- 16 Stage clutch for precise torque setting.
- LED power lamp.



#### Specification

Model No.	BT415-12V	BT415-16V
Voltage	12V $\equiv$ Max.	16V $\equiv$ Max.
No-load Speed	0-350/0-1350 rpm	0-450/0-1600 rpm
Torque Control Gear	16+1	16+1
Max Torque	28 N.m	32 N.m
Max Screw Dia.	10 mm	10 mm
Max Drilling Dia. Steel	10 mm	10 mm
Max Drilling Dia. Wood	20 mm	20 mm
Machine Weight	1.0 kg	1.0 kg

\* BT415-12V technical data determined with 12V max. battery. 10.8V in usage.

\* BT415-16V technical data determined with 16V max. battery. 14.4V in usage.



**Professional Kit-set**  
 1 x Beiter Drill Driver  
 2 x Li-ion Batteries  
 1 x Charger  
 1 x Hard Carrying Case



Drop-proof Case



TRP cover Handle



Max power Li-ion battery



Reversing Switch



High-speed Torque motor



Two Speeds



Metal Gear case

**BEITER TECHNOLOGIES USA LLC**






All BEITER laser levels are guaranteed a 12-month warranty from date of purchase. You may extend your warranty up to 3 years by registering your product on [www.beiterlaser.com/warranty](http://www.beiterlaser.com/warranty) within the first 30 days of purchase. Read Warranty & Service on manual for further details.



## AUTHORIZED DISTRIBUTOR



**BEITER TECHNOLOGIES USA**  
[www.beiterlaser.com](http://www.beiterlaser.com)

[info@beiterlaser.com](mailto:info@beiterlaser.com) Tel: 1-800-882-8022

